


# A parent's guide to accessing Purple Mash.

1. Open up your web browser on either a computer or tablet and type

<https://www.purplemash.com/sch/tannery>



Tannery Drift School

Enjoyment - Achievement - Respect


Log in

Forgot password?

Having trouble?

Register Parent

2. Then insert your child's username and password. Click 'Log In'.
3. You will be directed to your child's home screen.



purple mash

Home 2Dos Work Sharing Alerts

Home Search Add filter

Tools Games Mini Mash Serial Mash

English Mathematics Science Computing Art Topics

Featured:

Weekly Activities 5 to 7 8 to 11

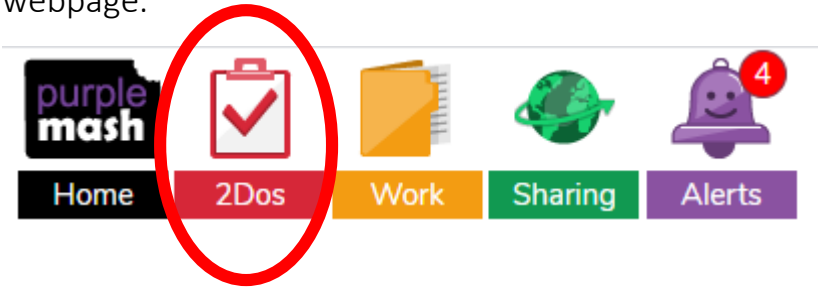
Weekly Activities A selection of weekly activities for ages 5 to 7 and 8 to 11 for home learners.

Staying Healthy

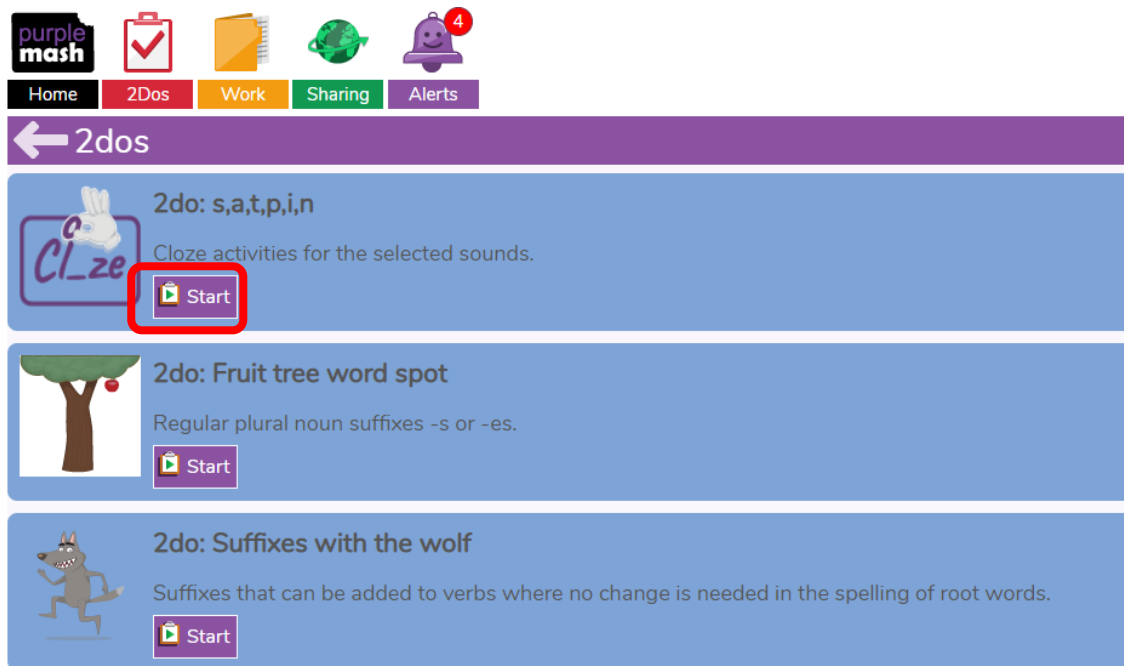
Staying Healthy A selection of activities all about staying healthy, including activities on the Corona Virus.

# How to access work set by your child's teacher

All work set by your child's teacher can be found by clicking the **2Do** tab at the top of the webpage.



You will then see all the activities set by the teacher and they can press 'start' to begin.

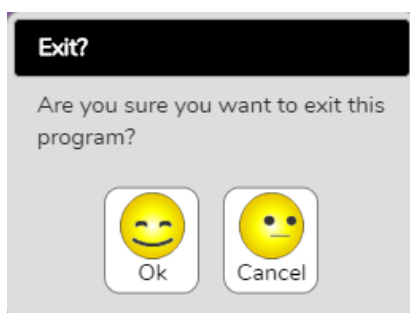


Then select play and allow your child to do the activity.

If at any time you need to end an activity. Click the arrow in the top right hand corner.



You will then see this message.



Click ok to exit.